

Global
Accreditation
Experience Index
(GAEI)

Ann-Sara Ramkissoon
University of Florence/ TU Berlin/ Mesopartner
09 Dec 2025

Global
Accreditation
Coverage
Count (GACC)

A framework for benchmarking accreditation competence

Introduction

GAEI: quantifies a country's accreditation experience by capturing both the breadth of accreditation scopes covered and the extent of sustained engagement with those scopes, incorporating the relationship between when an accreditation scope was first introduced and the length of time an economy has maintained coverage for it.

GACC: a count of the total number of accreditation scopes covered by an economy's ABs without time-weighting

Period: **2000-2025** (dynamic / extendable series)

Coverage: **119 countries/states/economies**



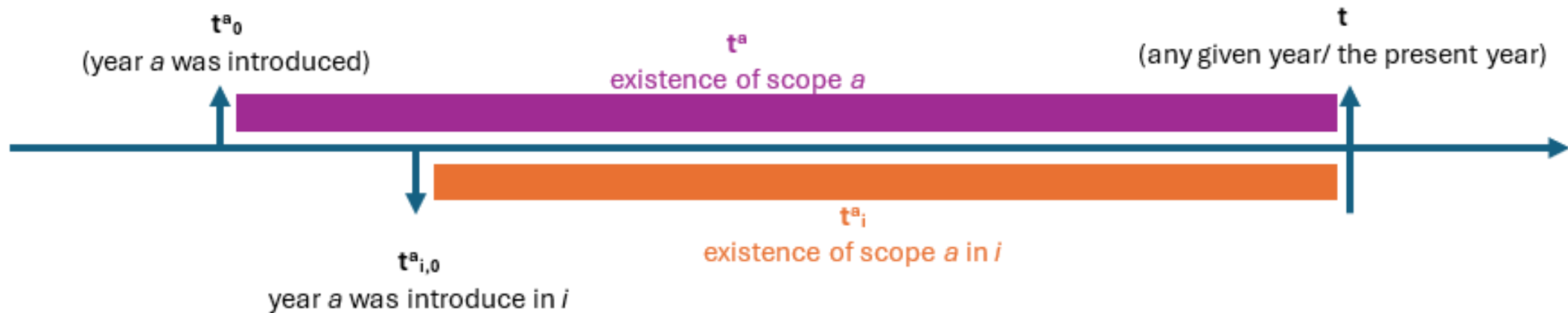
Accreditation Scopes		Version 1	Version 2	Version 3
IAF MLA - Levels 2 and 3	Product Certification (ISO/IEC 17065)	✓	✓	✓
	Management Systems Certification (ISO/IEC 17021-1)	✓	✓	✓
	Certification of Persons (ISO/IEC 17024)	✓	✓	✓
	Validation and Verification (ISO/IEC 17029)	✓	✓	✓
ILAC MRA - Levels 2 and 3	Calibration Laboratories (ISO/IEC 17025)	✓	✓	✓
	Testing Laboratories (ISO/IEC 17025)	✓	✓	✓
	Medical Testing Laboratories (ISO 15189)	✓	✓	✓
	Inspection Bodies (ISO/IEC 17020)	✓	✓	✓
	Proficiency Testing Providers (ISO/IEC 17043)	✓	✓	✓
	Reference Material Producers (ISO 17034)	✓	✓	✓
IAF MLA - Level 5	Food Safety Management Systems (FSMS) (ISO 22000)		✓	✓
	Quality Management Systems (QMS) (ISO 9001)		✓	✓
	Environmental Management Systems (EMS) (ISO 14001)		✓	✓
	Information Security Management Systems (ISMS) (ISO/IEC 27001)		✓	✓
	Energy Management System (EnMS) (ISO 50001)		✓	✓
	Medical Devices – Quality Management Systems (MDMS) (ISO 13485)		✓	✓
	Occupational Health and Safety Management Systems (OH&SMS) (ISO 45001)		✓	✓
Accreditation for Private Certification Schemes - Level 5	Greenhouse Gases (GHG) (ISO 14064-1, ISO 14064-2)		✓	✓
	ICAO CORSIA SARPs Annex 16 Vol. IV			✓
	FAMI-QS Certification Scheme Code			✓
	FSSC 22000 Scheme Part 2			✓
	IAQG 9100, 9110, and 9120			
	GLOBALG.A.P. IFA (SMART and GFS) Principles and Criteria			✓
	GLOBALG.A.P. PHA CPCCs			✓
	BRCGS Global Standard for Food Safety, Part II			✓
	BRCGS Global Standard for Agents and Brokers, Part II			✓
	BRCGS Global Standard for Packaging Materials, Part II			✓
	BRCGS Global Standard for Storage and Distribution, Part II			✓
	BRCGS Global Standard for Gluten Free Certification Program, Part II			✓
	BRCGS Global Standard for Consumer Products Personal Care Household, Part II			✓
	BRCGS Global Standard for Consumer Products General Merchandise, Part II			✓
	IPC Management System Auditors Certification Scheme, Section 4			✓
	IFS Food, Part 2			✓

Methodology

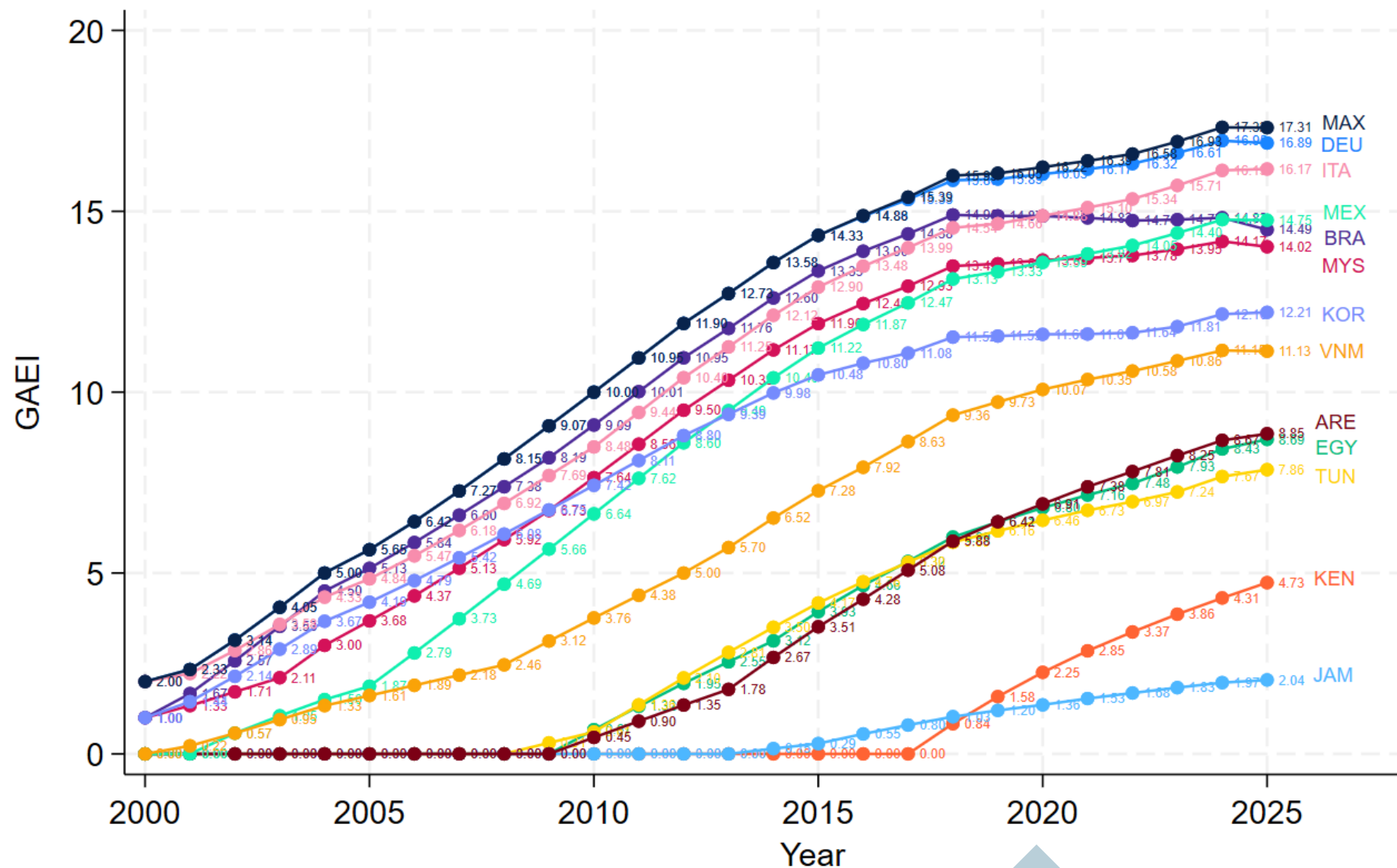
$$GAEI_i(t) = \sum_{a \in A(t)} W_a t_i^a$$

Where:

- $A(t)$ = Set of accreditation scopes that exist in year t
- t = A given year / the present year
- t_i^a = The years the accreditation scope a exists in country i , measured from the year the country signed the relevant MLA/MRA for that scope



GAEI – Version 3 - 2000-2025 - Selected Countries



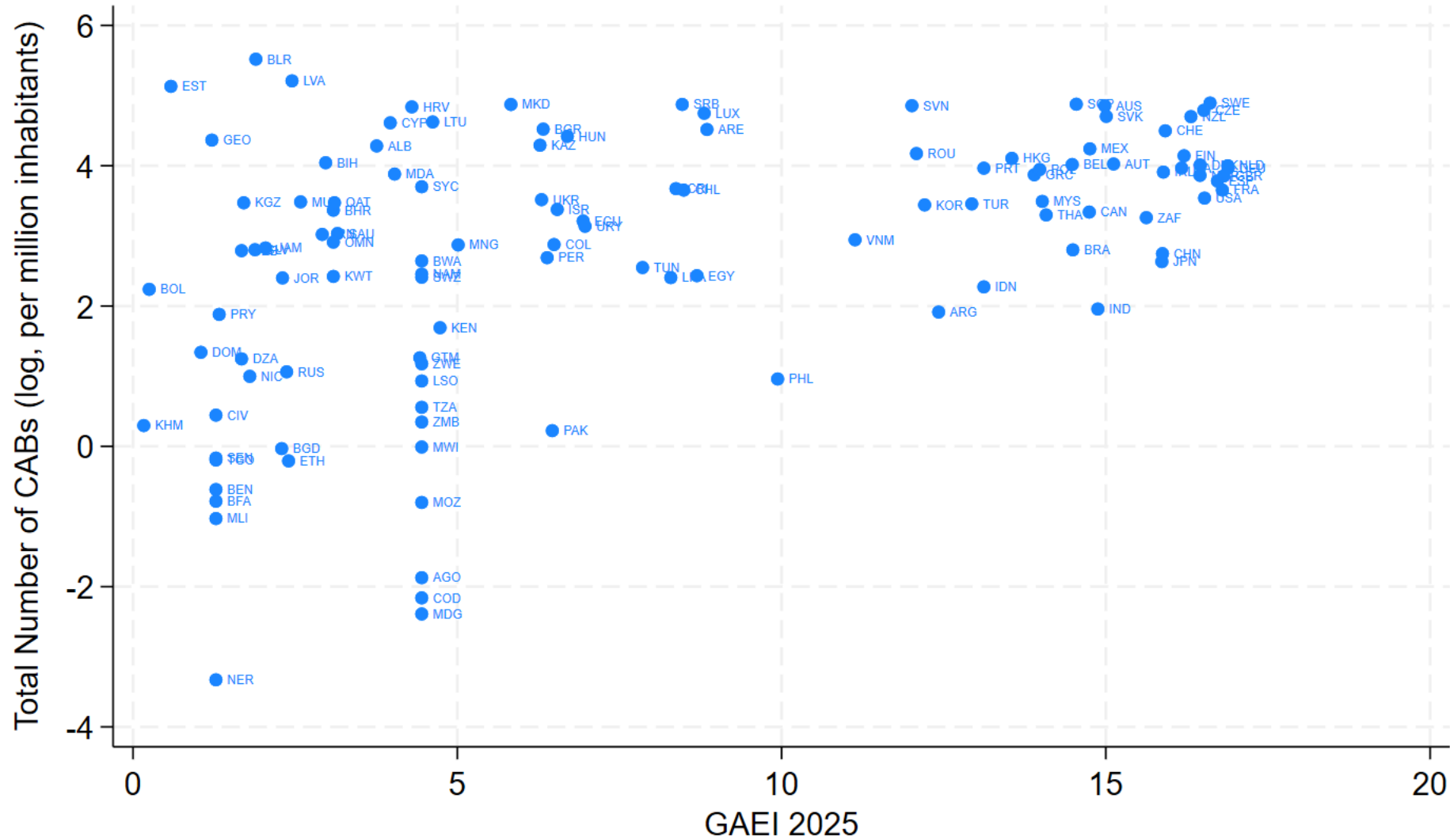
The Global Accreditation Experience Index (GAEI) – 2025 – Versions 1, 2 and 3

Version 1				Version 2				Version 3		
Rank	Economy	GAEI Score 2025		Rank	Economy	GAEI Score 2025		Rank	Economy	GAEI Score 2025
	MAX	20.889571			MAX	19.249028			MAX	17.312293
1	DEU	20.889571		1	DEU	19.015565		1	DEU	16.887043
1	NLD	20.889571		1	NLD	19.015565		2	NLD	16.880399
1	ESP	20.889571		1	ESP	19.015565		3	GBR	16.820598
1	GBR	20.889571		1	GBR	19.015565		4	FRA	16.797342
5	DNK	20.858896		5	FRA	18.976654		5	ESP	16.720930
5	FRA	20.858896		6	FIN	18.918288		6	SWE	16.607974
7	NOR	20.797546		6	SWE	18.918288		7	USA	16.521595
8	FIN	20.736196		8	CZE	18.805448		8	CZE	16.511628
8	SWE	20.736196		9	NOR	18.793775		9	DNK	16.455150
10	CZE	20.723926		10	DNK	18.723736		10	NOR	16.451827

Version 1				Version 2				Version 3		
Rank	Economy	GACC Score 2025		Rank	Economy	GACC Score 2025		Rank	Economy	GACC Score 2025
	MAX	10			MAX	18			MAX	33
1	BEL	10		1	CZE	18		1	ITA	32
1	TWN	10		1	FRA	18		2	GBR	29
1	CZE	10		1	DEU	18		3	DEU	28
1	DNK	10		1	IND	18		4	NLD	26
1	FRA	10		1	ITA	18		4	ESP	26
1	DEU	10		1	NLD	18		6	FRA	25
1	IND	10		1	NOR	18		7	AUT	23
1	ITA	10		1	POL	18		7	POL	23
1	NLD	10		1	ESP	18		9	USA	22
1	NOR	10		1	TUR	18		10	TUR	21
1	POL	10		1	GBR	18		11	BEL	20
1	ESP	10		1	USA	18		11	CZE	20
1	THA	10		13	TWN	17		11	DNK	20
1	TUR	10		13	DNK	17		11	IND	20
1	GBR	10		13	FIN	17		11	JPN	20
1	USA	10		13	GRC	17		11	NOR	20

The Global Accreditation Coverage Count (GACC) – 2025 – Versions 1, 2 and 3

GAEI and Accredited CAB Density



Data on number
of CABs from
the GQII 2025

Conclusions

The GAEI uses IAF MLA and ILAC MRA signature dates to calculate a proxy for accreditation experience and maturity over time.

The index reflects the range of accreditation services offered in an economy since it also considers the various accreditation scopes.

The GAEI complements the GQII, presenting an additional accreditation indicator.

It offers a longer time series that can be used to track the development of accreditation in different economies.

The GAEI could potentially be used as an indicator in global QI impact studies.